



VE Day Celebrations!

This year marks the 75th anniversary of the end of World War Two in Europe, on VE, or Victory in Europe Day. On 8th May 1945, Germany surrendered, bringing to an end years of conflict across Europe. For some of the men of the Durham Light Infantry however, the war continued against the Japanese in Burma until August 1945.

In Britain however, VE Day sparked countless parties and celebrations. Streets were decorated with flags and bunting, often made with whatever materials were to hand. So, now it's your turn! Make some bunting to decorate your home and celebrate this historic event.

You will need:

- Some string
- Fabric, paper or card
- Bunting template sheet (or make your own)
- Scissors
- Glue or sellotape
- Pens, pencils and anything colourful to stick on

Step 1: Cut out the triangles on the bunting template sheet, or create your own.


Step 2: Use these as templates to cut out more triangles from paper, card, fabric - anything really!

Step 3: Decorate them! They can feature whatever designs you like, but British flags were mostly used, as well as the flags of Britain's allies America, France and Russia - see the pictures on the next sheet!

Step 4: Use the glue or sellotape to attach the triangles onto the string.

Step 5: Hang your bunting up!


We would love to see your bunting designs - please send them in to us at 4schools@durham.ac.uk and they may feature in our online gallery! Alternatively, send your photos to us on Twitter (@dulearning) or Facebook (Palace Green Library).




Flag of Great Britain



Flag of the Soviet Union



Flag of United States of America



Flag of France



Durham
University

Library and Collections

Bunting Template

You can cut out the triangle shapes on this sheet, then use them as templates on more sheets of paper, or other materials!

