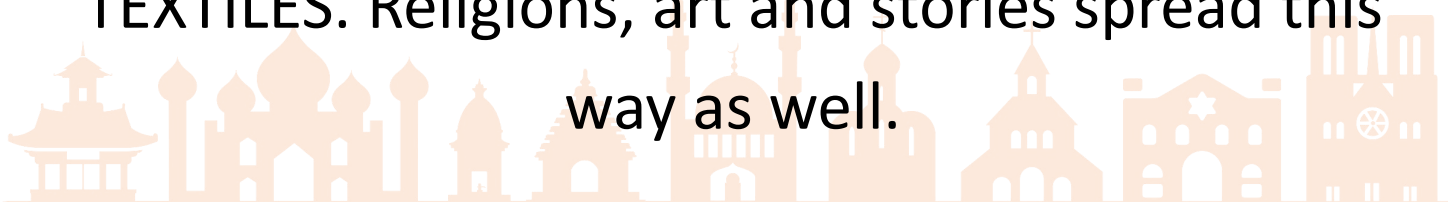


The Silk Road

Discover Arts Award with the Oriental Museum



The Silk Roads are a number of routes, roads and networks which connected the West and East of the world. It is believed to have started in Han dynasty China (202 BCE–220 CE) and continues to this day! Along the route, people and animals travelled to trade valuable goods, such as SILK, JADE, SPICES, CERMAICS CAMELS, IVORY and TEXTILES. Religions, art and stories spread this way as well.



1. Discover the Silk Roads

All of these objects were made and traded along the Silk Roads. Use this map to help you fill in part 1 of your Silk Road Arts Award!

This vase was made in the Netherlands, but is inspired by blue and white pottery made in China!



This bowl was made in Persia, which is now part of Iran. It's beautifully decorated with plants, people and animals.



This is an Alam, which is like a sign or symbol. Made in Pakistan it would have been used in religious processions.



Made in Mongolia, this is a brass offering bowl. It would have been used in a Buddhist temple.



This is a model of an Islamic building, it was made in Spain. It shows us how religion and art travelled along the Silk Routes.



Probably made in Lebanon, this cute hedgehog is a makeup pot!



Made in India, this is a globe for the stars! It would help you travel, just like a map using the constellations.



This is an incense burner made in China. It was probably used in a Buddhist temple for worship and meditation.



2. Discover an artist

For part 2 of your Silk Road Arts Award, we want you to discover an artist whose artwork we have at the Oriental Museum.

Artists: Rima Farah

Rima was born in Jordan in 1955. Her parents are from Syria and Palestine.

This artwork is called '**Blue and White 2**'. It is made from clay and painted with acrylics.

Can you see the date it was made has been written on the bottom?



The pot has been painted by hand with **Arabic writing**. This style of writing is called **calligraphy**.



Rima has drawn the first letter of the Maghribi alphabet, which is called 'Alif'



3. Share a Story


For this part of your Arts Award, we want to share with you some of the stories passed along the Silk Road routes. As traders and merchants travelled across the route, they told stories from their home lands.

Watch these stories online here: <https://www.amnh.org/explore/ology/anthropology/silk-road-fables2>


As well as stories, people also swapped and traded other valuable things such as silk, jade, spices, and camels, and religions such as Buddhism and Islam also spread across the routes.



**The Stonemason
who was never
satisfied.**



**The Goose and the
Golden Egg**



**The Lion and the
Hare**

Which one is your favourite? Draw your own comic-style story.



4. Create an Artwork

This is your last challenge! We want you to make a stamp inspired by what you have discovered about the Silk Roads. Maybe you will make a hungry lion or be inspired by Rima Farah.



Colligraph stamp: You will need paint, glue, scissors, and some scraps of card or string to make a colligraph. Use the scraps to build up an image on a piece of card. Cover it in a fill layer of paint and STAMP it onto a blank piece of paper.

Or you could make a potato or vegetable print! Use different shaped vegetables to build up your print!



Make sure you take a photo of what you have made! And send it back to your teacher!!